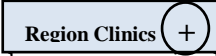







# How to Become an Approved Referee or Scorer on an Adult Team for USA Volleyball in the Old Dominion Region 2017 - 2018

All training and testing requirements are completed on line through the USA Volleyball Officials Training and Education web site ([volleyballreftraining.com](http://volleyballreftraining.com) or VRT) and the USA Volleyball Academy (Academy) contained within VRT. To receive credit for completion, you must register for required clinics in Webpoint, the USAV membership registration web site, and then log in to the Academy to complete the clinic and testing requirements.

## Adult Team Player Referee Requirements

1. Join USA Volleyball and the Old Dominion Region by registering your membership through Webpoint. Current annual dues are \$50.00. You will need a credit card to pay fees on line and your driver's license to complete on line signatures for certain documents when registering. If you are a new member, register through USA Volleyball's Webpoint Membership Management System at [https://webpoint.usavolleyball.org/wp/memberships/join.wp?mbr\\_ChapterID=25976](https://webpoint.usavolleyball.org/wp/memberships/join.wp?mbr_ChapterID=25976) . Fill in all the information requested and click "Continue". If you are a returning or previous member, register at <https://webpoint.usavolleyball.org/wp15/IntraLock/Login.wp> . Enter your username and password to log in if you're a returning member or click on "Request a Login" in the left menu option area and complete each step in order if you're a previous member now returning to the ODR.
2. Complete the Old Dominion Region Adult Team Referee Clinic on line at the Academy. You must first register for the "ODR Adult Team Player Referee Clinic 18\_201" curriculum in Webpoint and then go to the Academy to receive credit for completing the required courses and exams. After you have completed your membership application as outlined in paragraph 1 above, log back in to Webpoint <https://webpoint.usavolleyball.org> . Click on the blue + icon  in the Region Clinics line of the Member Home menu on the left hand side of the start page in the USA Volleyball Events section to expand the Region Clinics list. Click on the "Region Ref/Score Clinics" link which will display all available clinics. Click on the "+Register Now!" bar  to the right of the "ODR Adult Team Player Referee Clinic OD17\_201" line. The next screen to appear is the "Registration" screen. Individuals who have completed their registration for the current season and are "current" members should enter their member number (a seven digit number from their membership number) in the "Member / Contact ID" box and click "GO"

**Member/Contact ID:**  **GO** . For example, if your membership number is similar to OD1234567FJ17, then your "Member Number" would be the 1234567 portion of the complete member number. Otherwise, you will have to enter your information in each block marked with a red asterisk (\*) in the "Individual Information" section. After entering all of your member information, click the red "Submit" box  at the bottom of the page. On the next screen, click the "Edit" box for Participant Information to correct any membership information that is missing or incorrect. Click the red "Register" box  to complete the registration process. A "Registration Confirmation" window confirming successful registration will pop up. Click "OK". The next screen is the confirmation screen. On it, you will find your login information (username & password) for logging into the clinics contained at the USA Volleyball Academy. You will have the exact same user credentials (name, email address, username, & password) that you have for Webpoint. In addition to your login information, you will also see a "Login to USAV Academy" link in a red box  near the bottom of the page or a "USAV Academy" link  in a red box at the bottom of the left hand menu section – either of which will take you directly to the USA Volleyball Academy in a logged in status to complete your clinics. When you have successfully registered for a clinic, you will receive an email confirmation from Webpoint (from [usav\\_admin@ai-group.com](mailto:usav_admin@ai-group.com)). It is recommended that you always log in to Webpoint before going to the Academy and use one of the links in Webpoint to go to the Academy. It is possible to go directly to the Academy by using the URL [www.usavolleyballacademy.org](http://www.usavolleyballacademy.org) and log in using the same login credentials you use to log in to Webpoint. When you are on the Academy's home page, you should never register as a new user even if it's your first time completing courses & clinics within the Academy. Once you are logged in to the Academy, you will see the various clinics and individual classes you're registered for. When

you click the green “GO” icon, you’ll be able to start an individual course. You may stop and restart each course as many times as is necessary to complete the course. Courses play using Adobe Flash Player. If you don’t have it on your computer currently, you can get it free at <http://get.adobe.com/flashplayer> . You will complete the following course elements within the Adult Team Player Referee Clinic:

ADULT TEAM PLAYER REFEREE CLINIC CURRICULUM

2017-18 Critical Rules & Interpretations (~10 min)	Line Judge Essentials (~10 min)
Signals (~27 min)	Introduction to R1 Responsibilities (~13 min)
Introduction to Sanctions (~8 min)	Introduction to R2 Responsibilities (~ 10 min)
What Would You Do 2017? (~20 min)	Referee Exam Form A (84% passing)

3. Certification will be for two years and will be automatically entered in Webpoint upon successful clinic completion.
4. To assist you in completing the test requirements, there is an optional curriculum you may register for. The clinic is identified as OD18\_299 ODR Practice Rules Exam Cram Session. The clinic contains practice test questions much like those that appear in the various rules exams. You will never be able to complete this clinic and the clinic will remain active the entire season.

### **Adult Team Player Scorer Requirements**

1. Join USA Volleyball by registering through the Old Dominion Region. See paragraph 1 in the Adult Team Player Referee section above for instructions.
2. Complete the Old Dominion Region Adult Team Player Scorer Clinic on line at the Academy. You must first register for the ODR Adult Player Team Scorer Clinic 18\_301 curriculum in Webpoint and then go to the USA Volleyball Academy to receive credit for completing the required courses and exam. See paragraph 2 in the Adult Team Player Referee section above for instructions. You will complete the following course elements within the Adult Team Player Scorer Clinic:

ADULT TEAM PLAYER SCORER CLINIC CURRICULUM

2017-18 Critical Rules & Interpretations (~10 min)	Scoring Basics Non-deciding Set (~25 min)
Libero Control (~16 min)	Scoring – Deciding Set (~7 min)
Basic Scoring Example (~ 6 min)	Basic Scoring Example – Deciding Set (TBD)
Form C Scoring Exam (Passing is 84%)	

3. Approval by the ODR Scorer Chair.
4. Certification period will be two years.