

How to Become a Certified Referee with USA Volleyball in the Old Dominion Region 2019 - 2020



All clinic training and testing requirements are completed on line through the USA Volleyball Officials Training and Education web site (volleyballreftraining.com or VRT) and the USA Volleyball Academy (Academy) contained within VRT. To receive credit for completion, you must register for required clinics in Webpoint, the USAV member management system web site, and then log in to the Academy to complete the clinic and testing requirements. Practical referee and scorer ratings will be completed at tournaments designated by the ODR Referee Chair.






Initial Requirements for New Referees

1. MEMBERSHIP. Join USA Volleyball and the Old Dominion Region by registering your membership through Webpoint. Current annual dues are \$50.00. You will need a credit card to pay fees on line and your driver's license to complete on-line signatures for certain documents when registering. Register through the Old Dominion Region membership page within USA Volleyball's Webpoint Membership Management System at

https://webpoint.usavolleyball.org/wp/memberships/join.wp?mbr_ChapterID=25976 . Fill in all the information requested and click "Continue". If you are already a member of USA Volleyball or have a previous membership in USA Volleyball, go directly to Webpoint at <https://webpoint.usavolleyball.org> and update your membership and membership information.

2. BACKGROUND CHECK Submit to a background check through USA Volleyball during the registration process outlined in paragraph 1 above. Cost prior to January 1, 2020 is \$18.50, but will increase to \$30.00 after January 1. The background check is good for a two-year period. This requirement is waived for referees 17 years old and younger.

3. NEW REFEREE CLINIC. Complete the Old Dominion Region New Referee Training Clinic on line at the Academy. You must first register for the "ODR New Referee Clinic OD20_201" in Webpoint and then go to the Academy to receive credit for completing the required courses and exams. After you have completed your membership application as outlined in paragraph 1 above, log back in to Webpoint <https://webpoint.usavolleyball.org> . Click on the blue + icon in the Region Clinics line  of the Member Home menu on the left hand side of the start page in the USA Volleyball Events section to expand the Region Clinics list. Click on the "Region Ref/Score Clinics" link which will display all available clinics. Click on the "+ Participant Registration" bar  to the right of the "ODR New Referee Clinic OD20_201" line. The next screen to appear is the "Registration" screen. Individuals who have completed their registration for the current season and are "current" members should enter their member number (a seven digit number from their membership number) in the "Member / Contact ID"

box and click "GO"  . For example, if your membership number is similar to OD1234567FJ20, then your "Member Number" would be the 1234567 portion of the complete member number. Otherwise, you will have to enter your information in each block marked with a red asterisk (*) in the "Individual Information" section. After entering all of your member information, click the red "Submit" box  at the bottom of the page. On the next screen, click the "Edit" box for Participant Information to correct any membership information that is missing or incorrect. Click the red "Register" box  to complete the registration process. A "Registration Confirmation" window confirming successful registration will pop up. Click "OK". The next screen is the confirmation screen. On it, you will find your login information (username & password) for logging into the clinics contained at the USA Volleyball Academy. You will have the exact same user credentials (name, email address, username, & password) that you have for Webpoint. In addition to your login information, you will also see a "Login to USAV Academy" link in a red box  near the bottom of the page or a "USAV Academy" link  in a red box at the bottom of the left hand menu section – either of which will take you directly to the USA Volleyball Academy in a logged in status to complete the individual courses (modules) in your clinics. When you have successfully registered for a clinic, you will receive an email confirmation from Webpoint (from usav_admin@ai-group.com). It is recommended that you always log in to Webpoint before going to the Academy and use one of the links in Webpoint to go to the Academy. It is

possible to go directly to the Academy by using the URL www.usavolleyballacademy.org and log in using the same login credentials you use to log in to Webpoint. When you are on the Academy's home page, you should never register as a new user even if it's your first time completing courses & clinics within the Academy. Once you are logged in to the Academy, you will see the individual classes you're registered for. When you click a green "GO" icon, you'll be able to start an individual course. You may stop and restart each course as many times as necessary to complete the course. Courses play using Adobe Flash Player. If you don't have it on your computer currently, you can get it free at <https://get.adobe.com/flashplayer>. You will complete the following course elements (modules) within the New Referee Clinic:

NEW REFEREE CLINIC CURRICULUM

| | |
|--|--|
| 2019-20 Critical Rules & Interpretations (~10 min) | Official Uniform & Equipment (~8 min) |
| Ground Rules (~17 min) | Signals (~27 min) |
| Pre-match Preparation & Post-match Debrief (~17 min) | Introduction to Sanctions (~8 min) |
| Introduction to R1 Responsibilities (~13 min) | Referee Platform Requirements (~3 min) |
| Introduction to R2 Responsibilities (~10 min) | R2 Transition & Positioning (~29 min) |
| Net & Center Line Rules (~10 min) | Net Play (~13 min) |
| Reaching Over the Net (~12 min) | Libero Rules (~22 min) |
| Time-outs & Substitutions (~18 min) | Taking Care of Business (~10 min) |
| Sport Court Rules (~5 min) | Officiating U-14s (~9 min) |
| Protests (~10 min) | Preventive Officiating (~15 min) |
| Alignment Basics: 5-1 (~19 min) | Handling Injury Situations (~11 min) |
| What Would You Do 2017? (20 min) | Getting Rated (~23 min) |
| Professionalism I (~6 min) | Professionalism II (~8 min) |
| Health & Well-being (~ 8 min) | Referee Exam Form C (84% passing) |

To assist you in completing the test requirements, there is an optional curriculum you may register for in the clinic list in Webpoint. The clinic is identified as OD20_399 ODR Cram Session Practice Rules Exam. The clinic contains practice test questions much like those that appear in the various rules exams. This clinic will remain active throughout the entire season.

4. NEW SCORER CLINIC. Complete the Old Dominion Region New Scorer Clinic on line at the Academy. Register for the "ODR New Scorer Clinic OD20_202" in Webpoint and then go to the Academy to receive credit for completing the required courses and exams using the same procedures described above. Some courses in this clinic are repeated from the New Referee Clinic, but you will not have to repeat them. Once you have completed one of the courses in any of the curricula, you do not have to repeat the course in other curricula. You will complete the following course elements within the New Scorer Clinic:

NEW SCORER CLINIC CURRICULUM

| | |
|---|--|
| Libero Control (~16 min) | Scoring – Materials (~6 min) |
| Scoring – Pre-set Information (~14 min) | Scoring – Recording Points (~10 min) |
| Scoring – Set Interruptions (~9 min) | Scoring – End of Set / Match (~4 min) |
| Scoring – Sanctions (~18 min) | Scoring – Deciding Set (~7 min) |
| Scoring – Special Situations (~18 min) | Scoring – Tips & Hints (~6 min) |
| Basic Scoring Example (~6 min) | Basic Scoring Example–Deciding Set (~6min) |
| Scorer Exam Form C (84% passing) | |

5. SAFESPORT TRAINING. All officials must complete SafeSport Training every two years in order to officiate. I will not assign you if you haven't completed this training. Because the requirements for this training are changing, below is the most current information I have. These instructions may change. The training may not be available prior to November 30, 2019.

- Go to <https://webpoint.usavolleyball.org/>.
- Log in to your USAV account.
- In the navigation menu on the left hand side in the Member Area, click on SafeSport Core Training.
- Complete registration.
- To access coursework, click on the "Log into USAV Academy" button.

When finished with the SafeSport clinic training, you will receive a completion certificate via email and USA Volleyball will enter a record of your successful completion in your Webpoint membership record (may take

up to 48 hours). There is no cost for this training. SafeSport training will be good for a two year period and will need to be renewed every two years.

6. USAV NATIONAL AND ADVANCEMENT CLINICS. Register for and attend the USA Volleyball National Clinic and the USA Volleyball Referee Advancement Clinic scheduled in the Old Dominion Region. Register for both clinics through Webpoint. Click on “USAV Clinics” in the USA Volleyball Events menu section on the left hand side to expand the section. Click on “USAV Ref/Score Clinics”. The list of all available National Clinics and Advancement Clinics will appear. Click on the “+ Participant Registration” box for the “National and Advancement Clinic – Old Dominion Region”. Make sure you select the line that registers you for both clinics rather than the line that registers you for one or the other clinics. Complete the requested information. You will not have a USAV Code. Enter the same information that you used to register your membership in Webpoint. Enter the remainder of your personal information to include Region (OD) and your current referee & scorer ratings (No Rating). Complete the payment process. You will receive a confirmation email. NOTE: Make sure you register for the clinic ODR is hosting in Richmond on January 12. The National Clinic will start at 1:00 PM and the Advancement Clinic will start at 3:30 PM at the Embassy Suites located at 2925 Emerywood Parkway in Richmond, VA. The cost for both clinics is \$25.00 if you pre-register before January 8, but has a late fee of an additional \$50.00 if you register after January 9 or at the door. We should finish by 6:00 PM.

7. PRACTICAL RATINGS. You must pass three practical referee ratings and two practical scorer ratings at tournaments designated by the Old Dominion Region Referee Chair. We currently plan on holding the first rating session on Saturday January 11, 2020. We hope to have one or two rating sites in Richmond, VA and potentially another rating site in the Lynchburg or Roanoke area. I'll publish actual rating sites and dates in late December but you should block January 11 now so you'll be available to complete your ratings. You will not receive any compensation for matches during the rating process. You will receive compensation for officiating only after you're fully certified.

8. CERTIFICATION APPROVAL. The final step in certification is approval of your scorer certification and approval of your referee certification by the Referee Chair. Your Provisional Certifications (referee & scorer) will be good for one year.

Annual Recertification Requirements

1. Complete the ODR “Referee Recertification Clinic” for your appropriate certification level (Provisional or Regional) through the Academy.
2. Attend the USA Volleyball National Clinic held in the Old Dominion Region.
3. Maintain scorer certification.
4. Complete a national rules examination annually through the Academy.
5. Pass two practical referee ratings on two different matches during the season.
6. Referee 4 (four) single day in region tournaments during the season.
7. All certifications are for a one year period.

General Information

I recommend when completing the clinics that you not try to finish all courses in a clinic at one sitting. You will learn more and retain more if you spread out the modules over several days. You must finish all on line clinics by January 1 so you're prepared for the rating sessions in early January and our first major tournament being held in Richmond on January 18 – 20. The USA Volleyball season generally runs from December through May with most tournaments beginning in middle January. USA Volleyball gives officials the opportunity to referee high level, competitive matches for junior volleyball (boys and girls ages 10 - 18) and adult club volleyball. The training and certification program helps officials improve their abilities and capabilities in the areas of judgment, mechanics, and match management while providing a level of consistency among referees. Referees are paid for their services at tournaments depending on the type of tournament being held, the format for the matches, and referee ratings. Some tournaments also provide housing and some tournaments reimburse officials for their travel costs. Most tournaments are held on Saturdays; a few are held on Sundays; and a few are held over two or three days on Saturday and Sunday or Saturday, Sunday, and Monday. For specific questions, contact the Old Dominion Region Referee Chair, Bob Kyle, at officials@odrvb.org . To find out more information about USA Volleyball, go to their web site at www.teamusa.org/usa-volleyball . To find out more information about the Old Dominion Region, go to our web site at www.odrvb.org . For all USA Volleyball officiating information, go to

www.volleyballreftraining.com . To complete clinics and courses available through the USA Volleyball Academy, go to www.usavolleyballacademy.org after registering for the clinics in Webpoint www.webpoint.usavolleyball.org .