

ODR Junior Officials' Training Program 2019 – 2020

1. GENERAL INFORMATION:

A. The goal of the Old Dominion Region Junior Officials' Training Program is to provide general, basic officiating training to Junior players and Junior coaches to prepare them to fill tournament work team assignments.

B. When a team is responsible for performing as the work team for a match at a region tournament, the team must provide an R1, an R2, a Scorer, two line judges, and one or two assistant scorers (one to serve as the Libero Controller and one to operate the visual scoring device OR one person capable of completing both responsibilities at the same time without delaying the match). Priority should be given to filling as many positions as possible with Junior players. If a team is unable to provide sufficient Junior players to fill all positions, adults may be used to fill the remaining positions providing the adults are USA Volleyball members; have received the required training for that position; have a current completed background screen; and have current SafeSport training. In all cases, an individual (Junior player or adult) serving in a work team position must be a current member of USA Volleyball (current membership registered in Webpoint); must have completed the training requirements (clinic) for the position they are filling; and must be indicated in Webpoint as trained to fill the position (badge certification).

C. Requirements for the various work team positions are contained in the clinics identified in the Region Clinics section of Webpoint. Training to perform as R1, R2, Line Judge, Scorer, or Libero Controller is contained in individual clinics to give coaches as much flexibility as possible in making work team assignments. Completion of the clinics is done on line through the USA Volleyball Academy (Academy). Junior players and coaches register for the appropriate clinics in Webpoint, and then move to the Academy to complete the courses (modules) within each clinic. Direct links to the Academy are contained in Webpoint so that an individual can follow a link directly to the Academy once they have registered for clinics in Webpoint. Once all the courses in an individual clinic's curriculum have been completed, the Junior player or coach will be issued a badge (certification) for that position and the individual will be certified to perform that work team position. An entry will automatically be made in their Webpoint record indicating that certification. The certification will be indicated on the team roster published from Webpoint and on the individual's USAV Membership Card.

D. Some individual courses or modules may be contained in more than one clinic. However, the individual will only have to complete the module once and credit for completion will be given in all clinics in which the course is part of the curriculum.

E. The only way an individual may earn a certification badge is to register for the appropriate clinic through Webpoint. If an individual goes directly to the Academy and registers for individual modules from the Academy catalog without registering for one of the ODR clinics first, the individual will not earn a certification badge, will not be indicated as certified in Webpoint, and is not eligible to perform work team assignments at tournaments.

F. Each individual clinic curriculum will contain a one slide "Region Overview Course" identified as OD20-999. Although this course is contained in each curriculum, a member will only need to view this one slide course one time (when the individual starts their first module in the first clinic they start). If they do not view this single slide course (module) one time, they will not receive any completion certificates or badges until they do complete this module.

2. JUNIOR R1 CLINIC: OD20_101 ODR Junior R1 Clinic. A Junior player or coach must register in Webpoint for the ODR Junior R1 Clinic. Once ALL of the clinic elements (courses and quizzes) are completed, the individual will be able to print a certificate of completion; will be able to work as an R1 at tournaments; and will be indicated as a certified ODR Junior R1 on Webpoint team rosters and the individual's membership card. Please note that some individual courses contain a pre-test, which upon successful completion, will give the individual member credit for completing that course without actually having to complete the course.

ODR JUNIOR R1 CLINIC CURRICULUM

OD 20_999	Old Dominion Region Officiating Overview
US 20_103q	Junior Signals (with quiz) (~16 min)
US 20_104q	Junior First Referee (R1) (with quiz) (~20 min)

3. JUNIOR R2 CLINIC: OD20_102 ODR Junior R2 Clinic. A Junior player or coach must register in Webpoint for the ODR Junior R2 Clinic. Once ALL of the clinic elements (courses and quizzes) are completed, the individual will be able to print a certificate of completion; will be able to work as an R2 at tournaments; and will be indicated as a certified ODR Junior R2 on Webpoint team rosters and the individual's membership card. Please note that some individual courses contain a pre-test, which upon successful completion, will give the individual member credit for completing that course without actually having to complete the course.

ODR JUNIOR R2 CLINIC CURRICULUM

OD 20_999	Old Dominion Region Officiating Overview (1 slide)
US 20_102q	Junior Second Referee (R2) (with quiz) (~16 min)
US 20_103q	Junior Signals (with quiz) (~16 min)

4. JUNIOR LINE JUDGE CLINIC: OD20_103 ODR Junior Line Judge Clinic. A Junior player or coach must register in Webpoint for the ODR Junior Line Judge Clinic. Once ALL of the clinic elements (courses and quizzes) are completed, the individual will be able to print a certificate of completion; will be able to work as a Line Judge at tournaments; and will be indicated as a certified ODR Junior Line Judge on Webpoint team rosters and the individual's membership card. Please note that some individual

courses contain a pre-test, which upon successful completion, will give the individual member credit for completing that course without actually having to complete the course. Completion of this clinic will give a two season certification.

ODR JUNIOR LINE JUDGE CLINIC CURRICULUM

OD 20_999 Old Dominion Region Officiating Overview (1 slide)
US 20_101q Line Judge Essentials (with quiz) (~10 min)

5. JUNIOR SCORER CLINIC: OD 20_104 ODR Junior Scorer Clinic. A Junior player or coach must register in Webpoint for the ODR Junior Scorer Clinic. Once ALL of the clinic elements (courses and quizzes) are completed, the individual will be able to print a certificate of completion; will be able to work as the Scorer at tournaments; and will be indicated as a certified ODR Junior Scorer on Webpoint team rosters and the individual's USAV membership card. Please note that some individual courses contain a pre-test, which upon successful completion, will give the individual credit for completing the course without actually having to complete the course.

ODR JUNIOR SCORER CLINIC CURRICULUM

OD 20_999 Old Dominion Region Officiating Overview (1 slide)
US 20_105q Libero Control (with quiz) (~16 min)
US 20_106q Scoring Basics Non-deciding Set (with quiz) (~25 min)
US 20_107q Scoring - Deciding Set (with quiz) (~7 min)

6. JUNIOR LIBERO CONTROLLER CLINIC: OD20_105 ODR Junior Libero Controller Clinic. A Junior player or coach must register in Webpoint for the ODR Junior Libero Control Clinic. Once ALL of the clinic elements (courses and tests) are completed, the individual will be able to print a certificate of completion; will be able to work as a Libero Controller at tournaments; and will be indicated as a certified ODR Junior Libero Tracker on Webpoint team rosters and the individual's membership card. Please note that some individual courses contain a pre-test, which upon successful completion, will give the individual member credit for completing that course without actually having to complete the course. Completion of this clinic will give a two season certification.

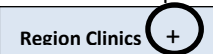
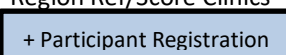



ODR JUNIOR LIBERO CONTROLLER CLINIC CURRICULUM

OD 20_999 Old Dominion Region Officiating Overview (1 slide)
US 20_105q Libero Control (with quiz) (~16 min)

7. PROCEDURES:

A. All training and testing requirements are completed on line through the USA Volleyball Officials Training and Education web site (volleyballreftraining.com or VRT) and the USA Volleyball Academy (Academy) contained within VRT. To receive credit for completion, an individual must first register for required clinics in Webpoint and then follow a link to the Academy to complete the clinic and testing requirements.

B. The first step is to join USA Volleyball by registering through the Old Dominion Region using USA Volleyball's Webpoint Membership Management System.

C. After an individual completes their membership registration, they can log back in to Webpoint <https://webpoint.usavolleyball.org>. Click on the blue + icon in the Region Clinics line  of the Member Home menu on the left hand side of the start page in the USA Volleyball Events section to expand the Region Clinics list. Click on the "Region Ref/Score Clinics" link which will display all available clinics. Click on the "+ Participant Registration" bar  to the right of the "ODR Junior R1 Clinic OD20_101" line for the Junior R1 Clinic; to the right of the "ODR Junior R2 Clinic OD 20_102" line for the Junior R2 clinic; to the right of the "ODR Junior Line Judge Clinic OD 20_103" for the Junior Line Judge clinic; to the right of the "ODR Junior Scorer Clinic OD20_104" line for the Junior Scorer Clinic; and to the right of the "ODR Junior Libero Controller Clinic OD 20_105" for the Libero Controller clinic. An individual must register for each clinic individually one at a time. The next screen to appear is the "Registration" screen. Individuals who have completed their registration for the current season and are "current" members should enter their member number (a seven digit number from their membership number) in the "Member / Contact ID" box and click "GO" . For example, if the individual's membership number is similar to OD1234567FJ20, then the "Member Number" would be the 1234567 portion of the complete member number. Otherwise, the member will have to enter their information in each block marked with a red asterisk (*) in the "Individual Information" section. After entering all individual member information, click the red "Submit" box  at the bottom of the page. On the next screen, click the "Edit" box for Participant Information to correct any membership information that is missing or incorrect. Click the red "Register" box  to complete the registration process. A "Registration Confirmation" window confirming successful registration will pop up. Click "OK". The next screen is the confirmation screen. On it, registering individuals will find their login information (username & password) for logging into the clinics contained in the USA Volleyball Academy. Each individual will have the exact same user credentials (name, email address, username, & password)

that they have in Webpoint. In addition to their login information, they will also see a “Login to USAV Academy” link in a red box **Login to USAV Academy** near the bottom of the page or a “USAV Academy” link in a red box **USAV Academy** at the bottom of the left hand menu section, either of which will take them directly to the USA Volleyball Academy in a logged in status to complete their clinics. They will also receive an email confirmation from Webpoint (from usav_admin@ai-group.com) each time they register for a new clinic. Members should always log in to Webpoint before going to the Academy and use one of the links in Webpoint to go to the Academy. When they are on the Academy’s home page, they should never register as a new user even if it’s their first time completing courses & clinics within the Academy. Once they are logged in, they will see the various clinics and individual classes they’ve registered for. If they click the green “GO” icon, they’ll be able to start an individual course. Members may stop and restart each course as many times as is necessary to complete the course. Members should never walk away from the computer and leave it running a course. They should always log out of the system and close the window. Courses play using Adobe Flash Player. If an individual doesn’t have it on their computer currently, they can get it free at <http://get.adobe.com/flashplayer> .

D. Once an individual has completed all the modules within a clinic’s curriculum, they will receive an email from the Academy indicating they have completed all the elements of that particular curriculum. The individual can then download and/or print a certificate indicating they’ve completed that particular clinic curriculum. The certification will indicate they have earned a particular certification “Badge” (for example, Junior R1 Badge or Junior Scorer Badge). There is no actual, physical badge awarded. The word “Badge” simply means the individual has that particular position certification.

E. Additionally, the Academy will automatically communicate with Webpoint and tell Webpoint when an individual has completed all of the necessary elements. Webpoint will enter the individual’s certification (badge) in their Webpoint record. Those certifications will show up on Webpoint team rosters and the individual’s membership card. The Junior Line Judge and Junior Libero Controller certifications are valid for two seasons. All other certifications are valid for one season.

8. CAUTIONS:

A. The userid and password for the Academy are the same as the userid and password for Webpoint and are the same as for previous seasons for returning members. If a member has established different Webpoint login credentials than in previous seasons, then the individual must ensure they use one of the links in Webpoint to go to the Academy to complete the training or they will have trouble getting to the training in the Academy. Likewise, if an individual logs in as a new member to the Academy without first establishing their membership in Webpoint, they will not get credit for completing any training they complete in the Academy.

B. Individuals may hold any or all Junior Certification Badges at the same time (Junior R1, Junior R2, Junior Line Judge, Junior Libero Controller, and Junior Scorer).

C. Training courses from the Academy can run on a PC, an iPad, other tablets, and smart phones. We discourage the use of smart phones because of the small size of the images. Additionally, some images and functions may not work correctly on some tablets. On PCs, the most reliable browser to use is Google Chrome and the least reliable is Internet Explorer.

Good luck; enjoy the training clinics; and have a great season.

Bob Kyle
ODR Referee Chair

Patsy Neal
ODR Scorer Chair

Tamara Puckett
ODR Juniors’ Coordinator

Skip Weston
ODR Commissioner